



Saudi **3rd Edition**

Pet & Vet Expo

معرض الطب البيطري
والحيوانات الأليفة

28 - 30 October 2024

Riyadh Int. Convention & Exhibition Center
Riyadh - Saudi Arabia



نيفادا للتدريب والاستشارات

NEVADA TRAINING & CONSULTANCY



K9 FLOW TRAINING



Equipment Sponsor



رنيل الطبية
RANEEN MEDICAL



Practical Workshops

A certificate of attendance certified by the Nevada Training and Consulting Center.

 VIP Hall



Main Sponsor



Licensed by



Diamond Sponsor



Organized by



exhibition@cityevents.com.sa



www.petvet-expo.com



Saudi Pet & Vet Expo

Saudi Pet & Vet Expo Vision



Our Vision

Our vision is to create practical workshops alongside the exhibition in collaboration with the finest training centers. This aligns with Saudi Arabia's growing interest in the veterinary sector, particularly in small animal care, and reflects the sector's continuous growth in recent years and the market's need for specialists in small animal treatment.



About Nevada Center

The Nevada Center for Training and Consulting is an organization established in the United Arab Emirates in Dubai to provide all training and consulting services that serve various sectors in society and enhance the intellectual and professional development of its clients.

نيفادا للتدريب والاستشارات

NEVADA TRAINING & CONSULTANCY



The Nevada Center is dedicated to providing support and assistance in elevating the level of customer teams for public and private institutions by offering the best training and consulting solutions that enhance client confidence and their ability to compete in the job market.

The Nevada Center for Training and Consulting provides tailored training and consulting needs for each client to enhance self-confidence, acquire new skills, and enable them to move forward in a positive direction towards achieving the organization's goals.



Certificates

Workshop certificate of attendance from Nevada training and consultancy.



Targeted Audience

- Veterinarians doctors.
- Students in veterinary colleges.
- Veterinary assistants.
- Pet care workers.
- Veterinary clinic workers.



About the speakers



Dr. Hani El-Feky

He is a specialist in veterinary medicine and surgery with over 10 years of practical experience in diagnosing and treating internal and chronic diseases, as well as performing organ surgeries using advanced equipment and devices.

Participated in the treatment and rescue of many animals and critical cases at the level of home care, through medical supervision of rescue shelters, and involvement in animal welfare activities over years of practical experience.

- Participated in training over 500 trainees in various fields of veterinary medicine.
- Hospital owner Tail & Tales Animal Hospital For the medicine and surgery of pets.
- A lecturer and consultant in the field of veterinary medicine at the Nevada Training and Consulting Center in Dubai.



Ms. Jameelah Shoail "Jamee"

A Certified Canine Behavior Specialist, she is the Founder of K9 Flow Training.

She Graduated with distinction from the Karen Pryor Academy (KPA) - U.S.A. Assurance, Commitment and Education (ACE) Program, Certification Council for Professional Dog Trainers - 2023.

She is the First Saudi, Certified Canine Behavior Specialist, Trainer & Coach in the kingdom. She is a highly skilled and compassionate Dog Behavior Specialist and Trainer. Experienced in working with various dog breeds. Specialized in behavior modification and basic obedience training, as well as addressing complex behavioral issues such as anxiety, fear, aggression, and resource guarding.

She is Committed to coaching dog owners in understanding and managing their dog's environment and behavior using scientifically proven training techniques, which includes positive reinforcement and clicker training.





First Workshop

Time	Topic	Speaker
06:00 pm - 09:00 pm	External clinical examination of the animal and methods of diagnostic differentiation between symptoms likely to be seen during the examination.	Dr. Hani El-Feky Ms. Jameelah Shoail "Jamee"

Scientific part

Definition of Session

This part of the training program deals with how to thoroughly examine the parts of the animal's body in a proper scientific manner, and to identify the apparent problems expected to be seen in each part of the body and how to examine and treat them. It will also address how to link the symptoms that appear on the animal to different body diseases, the method of examination and diagnosis, and how to control the animal and deal with its different behaviors during the examination process



Animal Behavioral part

Examining pets in clinics has become a challenging and exhausting process for both veterinarians and owners. Therefore, this workshop focuses on essential skills needed for effectively handling your pet, understanding its behavior, and how to deal with it properly to foster positive associations. The workshop will utilize behavioral training and focus on non-forceful methods, including using a 'Clicker' training tool. Demonstrative clips will be shown to illustrate various behaviors and how to handle them effectively. We'll also learn methods to prepare the pet before visiting the veterinarian, how to get it ready for clinical settings, and what to do after the visit to reduce anxiety and aggression while improving trust for owners, staff, and veterinarians.

Devices Used

- Otoscope camera
- Ultraviolet lamp
- Stethoscope
- Light microscope
- Digital thermometer





Second Workshop

Time

02:30 pm - 05:00 pm

Topic

The most important devices used in diagnosing pets

Speaker

Dr. Hani El-Feky

Definition of Session

Laboratory Devices:

- Different laboratory devices will be identified to assist in diagnosis.
- How to use laboratory devices to differentiate between different diseases.
- Learn how to use modern devices such as ultrasound device, X-ray device and others in diagnosis.

Preparation of Reports:

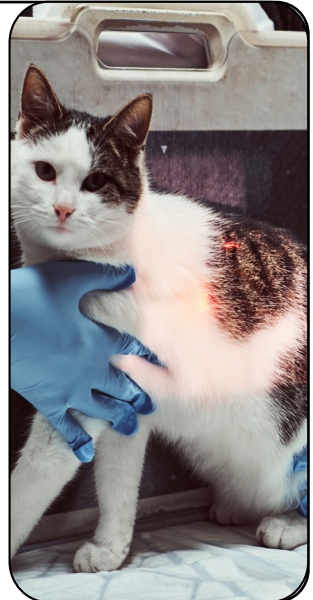
- How to make a practical medical report based on results.

Display Cases:

- View the most important recorded cases and explain them in detail.

Devices Used

- Sonar Device.
- X-Ray Device.
- Infected Animal Condition.





Third Workshop

Time	Topic	Speaker
05:30 pm - 09:00 pm	The most important diseases and chronic different body disorders in advanced animals	Dr. Hani El-Feky Ms. Jameelah Shoail "Jamee"

Scientific part

Periodic Examinations

The most important medical tests to be repeated annually will be addressed to follow up on animal health in the old age

Symptoms and Diagnosis

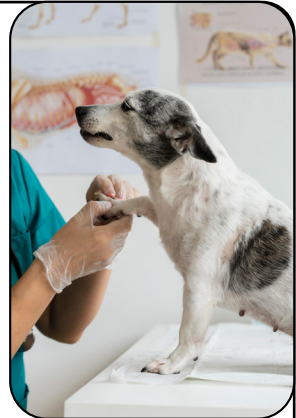
- The most important symptoms expected to appear on the animal and the different diagnostic methods of these diseases will be explained
- Presentation of registered cases, explanation of symptoms and treatment

Chronic Diseases

The most important and famous chronic diseases affecting animals will be identified at large ages such as kidney failure, liver disease and tumors

Animal Behavioral part

The behavior of your pet changes at different ages and is also affected by various chronic body disorders. During this workshop, we will discuss the most important points related to animal behavior from the perspective of a behavior specialist, focusing on the management and detection of chronic diseases and body disorders in elderly animals. We will also address the importance of awareness, early detection of chronic illnesses, and recognizing the signs that need monitoring in your pet. Early detection through monitoring and preventive care helps in managing chronic conditions in elderly animals effectively, ensuring a better quality of life for pets.





Fourth Workshop

Time

02:30 pm - 05:30 pm

Topic

Medical Analysis

Speaker

Dr. Hani El-Feky

Types of Analyses and Sampling Methods

- Identify different types of diagnostic medical analysis
- Sampling methods from the animal based on the type of analysis required
- Know the appropriate timing and symptoms that require various medical tests

Diseases and Analyses

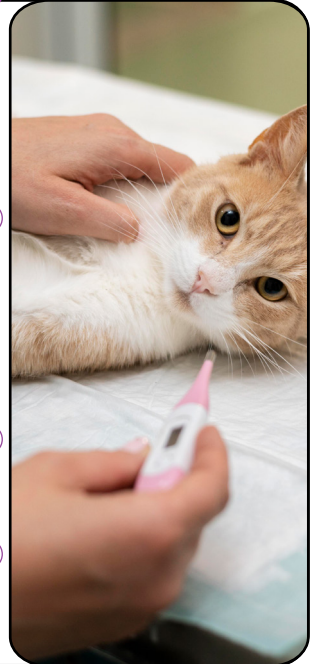
- Diseases requiring medical tests will be explained.
- Knowledge of the medical tests to be carried out based on the symptoms.
- Presentation of previous cases with detailed explanation of the condition and how to treat it.

Reading Reports

Training will be done on how to read the various medical analysis reports and access a diagnosis based on the results

Devices Used

How to use different laboratory analyzers such as an IDX device or its replacement and apply to a sample of a healthy or infected animal.





Fifth Workshop

Time	Topic	Speaker
06:00 pm - 09:00 pm	Dental Diseases	Dr. Hani El-Feky Ms. Jameelah Shoail "Jamee"

Scientific part

Common Injuries

- Various injuries to the mouth, gums and famous dental problems will be identified.
- The most important symptoms that appear on the mouth and teeth and their association with different diseases.

Inspection Methods

The correct methods of examination of the mouth and teeth will be explained and the symptoms linked to different diseases.

Treatment and Prevention

- How to treat oral and dental problems, including the use of a dental cleaning device will be addressed.
- How to use dental cleaning device in removing dental lime and bacteria.
- Detailed explanation of the seriousness of dental neglect and the diseases that may occur.

Devices Used

Use of dental cleaning devices "Dental scaler"

Animal Behavioral part

Teeth cleaning is one of the most important procedures that must be adhered to in order to prevent oral and gum diseases. There is no doubt that the cooperation of the pet with its owner and veterinarian greatly facilitates the process during repeated clinic visits. Together, we will learn the most important methods used during oral examinations and teeth cleaning using "Clicker Training." We will also familiarize ourselves with veterinary tools and create positive associations with dental equipment, understanding body language, and handling various reactions from your pet. Starting from training and familiarization with the veterinarian's tools, we will learn how to reduce sensitivity to handling the mouth and accepting examination and cleaning tools, ensuring the teeth cleaning process is smooth, effective, and stress-free.



The brief workshop program



Day 1: Monday, October 28, 2024



VIP Hall

Time	First Workshop	Speaker
06:00 pm - 09:00 pm	External clinical examination of the animal and methods of diagnostic differentiation between symptoms likely to be seen during the examination	Dr. Hani El-Feky Ms. Jameelah Shoail "Jamee"
** Coffee break during the workshop		



Day 2: Tuesday, October 29, 2024



VIP Hall

Time	Second Workshop	Speaker
02:30 pm - 05:00 pm	The most important devices used in diagnosing pets	Dr. Hani El-Feky
** Coffee break during the workshop		

Time	Third Workshop	Speaker
05:30 pm - 09:00 pm	The most important diseases and chronic different body disorders in advanced animals	Dr. Hani El-Feky Ms. Jameelah Shoail "Jamee"
** Coffee break during the workshop		



Day 3: Wednesday, October 30, 2024



VIP Hall

Time	Fourth Workshop	Speaker
02:30 pm - 05:30 pm	Medical Analysis	Dr. Hani El-Feky
** Coffee break during the workshop		

Time	Fifth Workshop	Speaker
06:00 pm - 09:00 pm	Dental Diseases	Dr. Hani El-Feky Ms. Jameelah Shoail "Jamee"
** Coffee break during the workshop		



Saudi **3rd Edition**
Pet & Vet Expo

معرض الطب البيطري
والحيوانات الأليفة

28 - 30 October 2024

Riyadh Int. Convention & Exhibition Center
Riyadh - Saudi Arabia



exhibition@cityevents.com.sa



www.petvet-expo.com



Saudi Pet & Vet Expo